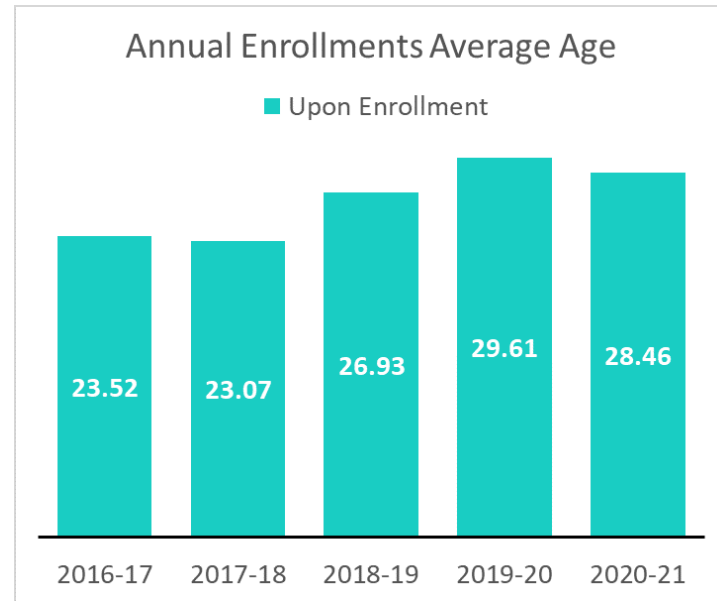
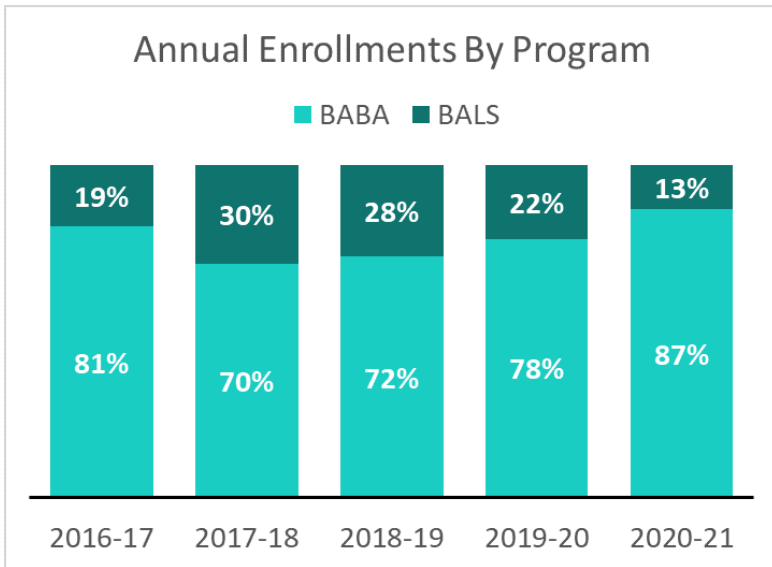
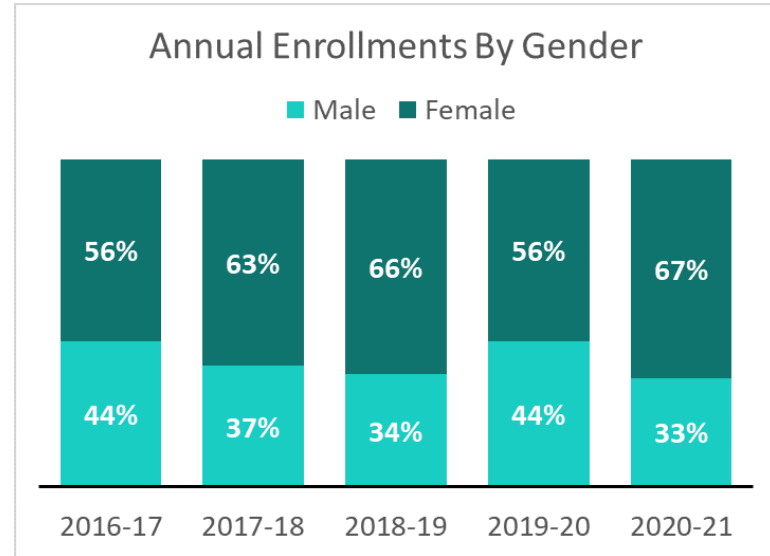
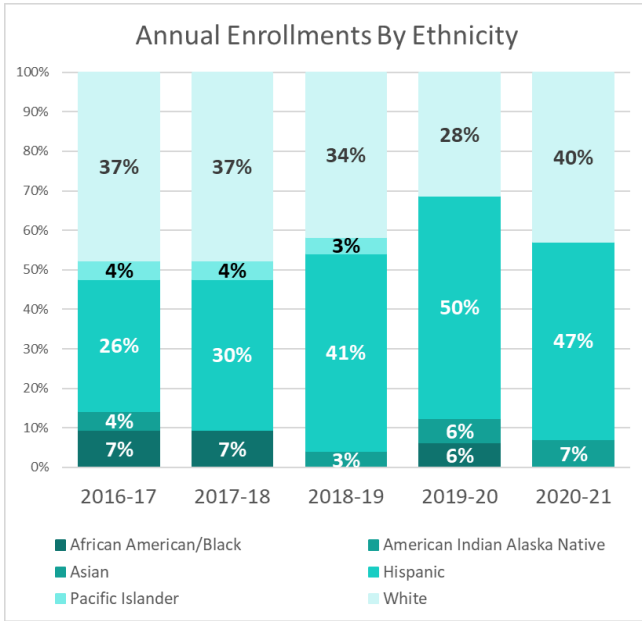


# College Statistics 2016-2021



# College Statistics 2016-2021

Course Completion Rates																
	16-17			17-18				18-19				19-20				Overall
	Winter	Spring	Overall	Fall	Winter	Spring	Overall	Fall	Winter	Spring	Overall	Fall	Winter	Spring	Overall	
GE	67%	82%	81%	69%	79%	84%	77%	81%	74%	44%	72%	53%	83%	86%	71%	76%
BABA	70%	57%	65%	74%	63%	90%	76%	92%	85%	75%	81%	75%	71%	65%	70%	75%
BALS				80%		78%	79%	75%	40%	71%	67%	25%	33%		30%	63%
Overall	68%	80%	78%	72%	77%	84%	77%	82%	75%	65%	75%	58%	71%	71%	66%	75%

Weighted End of Course Satisfaction Rates																
	16-17			17-18				18-19				19-20				Overall
	Winter	Spring	Overall	Fall	Winter	Spring	Overall	Fall	Winter	Spring	Overall	Fall	Winter	Spring	Overall	
GE	100%	94%	95%	92%	95%	97%	94%	100%	100%	87%	98%	100%	100%		100%	96%
BABA	80%	100%	88%	95%	100%	100%	97%	100%	72%	88%	88%	100%	100%	100%	100%	94%
BALS				100%		100%	100%	100%	100%	100%	100%		100%		100%	100%
Overall	89%	95%	94%	93%	96%	98%	95%	100%	94%	90%	95%	100%	100%	100%	100%	96%

Weighted Grade Point Averages																
	16-17			17-18				18-19				19-20				Overall
	Winter	Spring	Overall	Fall	Winter	Spring	Overall	Fall	Winter	Spring	Overall	Fall	Winter	Spring	Overall	
GE	59%	77%	75%	69%	76%	78%	74%	78%	72%	49%	71%	54%	71%	79%	65%	73%
BABA	70%	77%	73%	69%	71%	82%	72%	84%	81%	74%	78%	70%	68%	67%	68%	73%
BALS				70%		72%	71%	68%	63%	63%	65%	22%	51%		40%	61%
Overall	65%	77%	75%	69%	75%	78%	74%	77%	74%	66%	73%	58%	66%	71%	64%	72%

Average Class Sizes											
	16-17		17-18		18-19		19-20		Overall		
	Classes	Avg Size	Classes	Avg Size	Classes	Avg Size	Classes	Avg Size	Classes	Avg Size	
GE	5	15	11	9.4	9	9.67	5	3.4	30	7.18	
BABA	2	8	6	7	11	4.55	9	4.56	28	5.32	
BALS			3	4.33	6	3.5	2	3	11	3.64	
Overall	7	13	20	8.3	26	6.08	16	4	69	6.92	